


Race Course

& FOOD COURT LEGEND

PRACTICE MAP

LEGEND


● Buoy



Yacht Club



Water Filtration Center



Food Truck



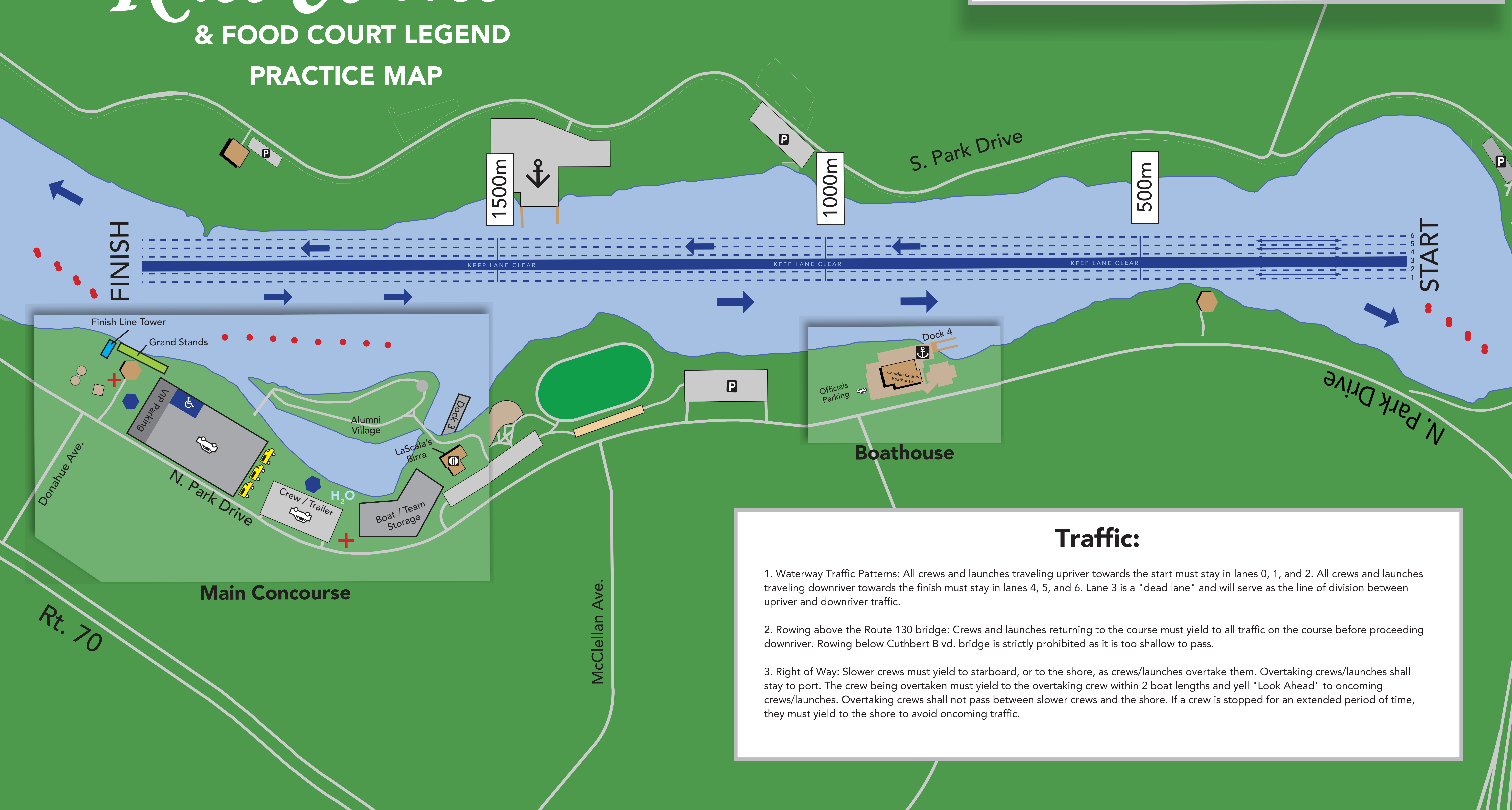
Parking



Porta Potties



(EMS) Emergency Medical Station



Traffic:

1. Waterway Traffic Patterns: All crews and launches traveling upriver towards the start must stay in lanes 0, 1, and 2. All crews and launches traveling downriver towards the finish must stay in lanes 4, 5, and 6. Lane 3 is a "dead lane" and will serve as the line of division between upriver and downriver traffic.
2. Rowing above the Route 130 bridge: Crews and launches returning to the course must yield to all traffic on the course before proceeding downriver. Rowing below Cuthbert Blvd. bridge is strictly prohibited as it is too shallow to pass.
3. Right of Way: Slower crews must yield to starboard, or to the shore, as crews/launches overtake them. Overtaking crews/launches shall stay to port. The crew being overtaken must yield to the overtaking crew within 2 boat lengths and yell "Look Ahead" to oncoming crews/launches. Overtaking crews shall not pass between slower crews and the shore. If a crew is stopped for an extended period of time, they must yield to the shore to avoid oncoming traffic.